

Scaled data based on original data using
LM-79-08 Approved Method: Electrical and Photometric Measurements of Solid-
State Lighting Products

Test Report Prepared for
Cooper Lighting Solutions
(formerly Eaton)

Brand: McGRAW-EDISON

Report Number: P385657

Luminaire Tested: **GWC-SA1B-727-U-SL2**

Issue Date: 3/3/2020

Test Information

Test Method: LM-79-08
Report Number: P385657
TEST IS SCALED FROM IESNA LM-79-08 TEST DATA (G2-1903-205-20)
Test Lab: INNOVATION CENTER
Issue Date: 3/3/2020
Manufacturer: COOPER LIGHTING SOLUTIONS (FORMERLY EATON)
Product Line: MCGRAW-EDISON
Catalog Number: GWC-SA1B-727-U-SL2
Description: GALLEON WALL LUMINAIRE
(1) 70 CRI, 2700K, 800mA LIGHTSQUARE WITH 16 LEDS AND TYPE II SPILL LIGHT
ELIMINATOR OPTICS
Light Source: -
Ballast/Driver: ELECTRONIC DRIVER

Summary

Lumens per Lamp: N/A
Luminaire Lumens: 4999 lumens
Efficiency: N/A
Efficacy: 113.6 lumens/watt
Luminous Opening: Rectangular (W 0.5' x L: 0.5' x H: 0')
IES Classification: Type III - Medium
BUG Rating: B1 - U0 - G2

Input Watts (W): 44
Input Voltage (V): NR
Input Current (A_{in}): NR
Voltage Rise (V): NR
Power Factor: NR
Total Harmonic Distortion (THDi): NR
Frequency (hertz): 60
Stabilization Time: NR
Operation Time: NR
Ambient Temperature (°C): NR
Test Distance: 24 FT

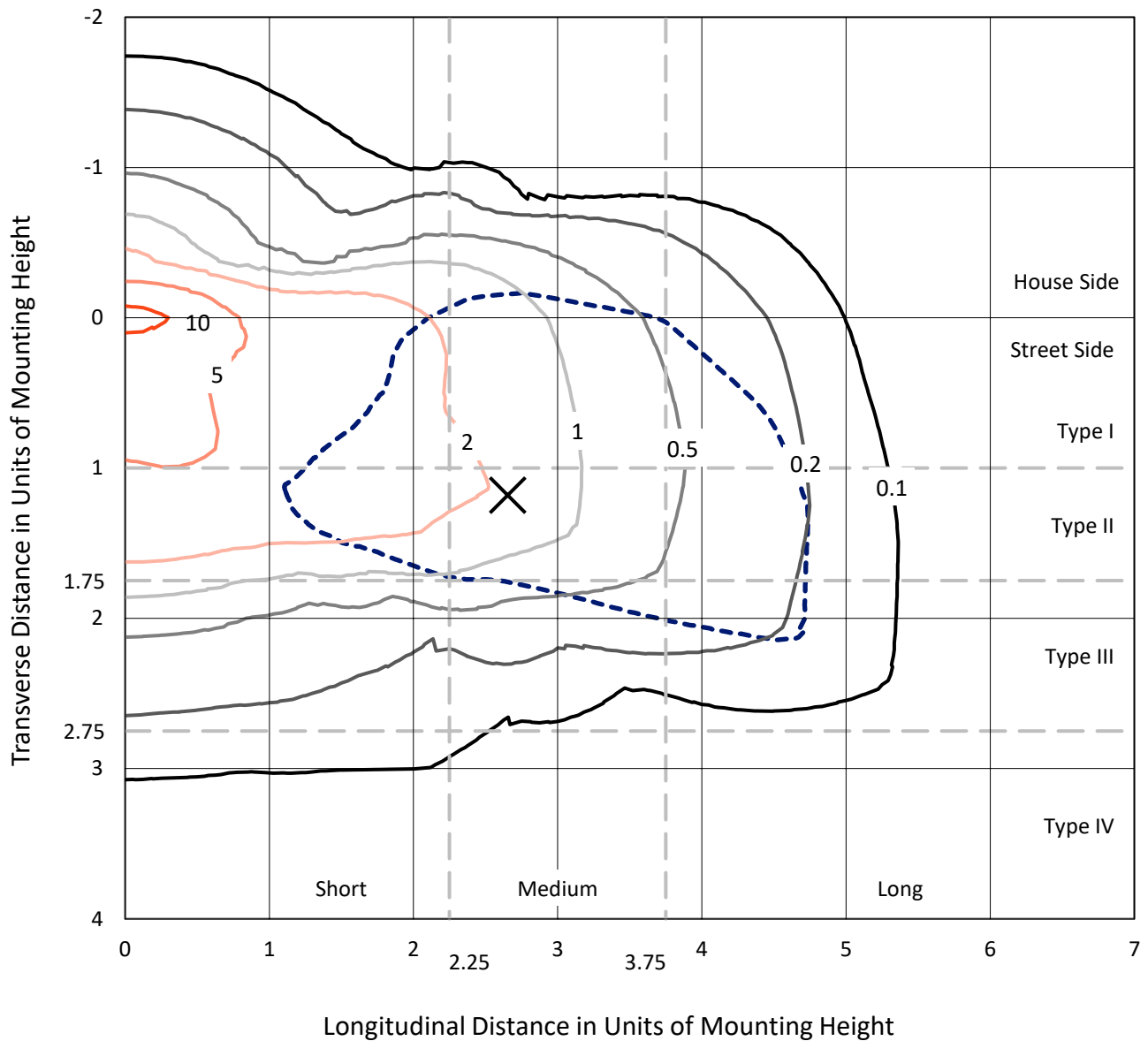


REPORT NUMBER: P385657

CATALOG NUMBER: GWC-SA1B-727-U-SL2

Iso-Footcandle Lines of Horizontal Illumination

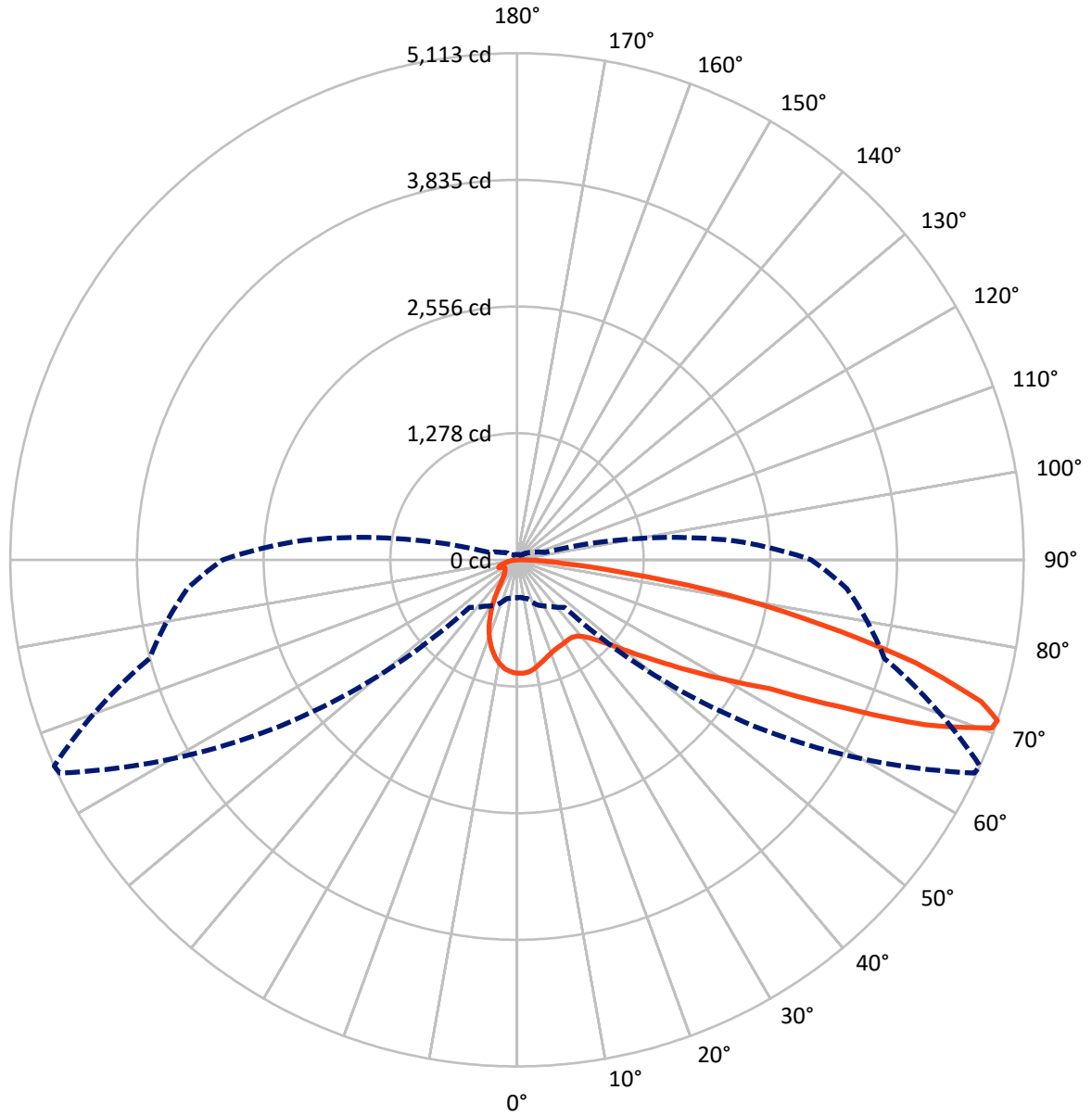
× Max cd
 - - - 1/2 Max cd



Based on 10 foot mounting height. Maximum calculated value = 11.5 fc
 Type III - Medium - N/A

REPORT NUMBER: P385657
CATALOG NUMBER: GWC-SA1B-727-U-SL2

Luminous Intensity Polar Plot



— Vertical Plane Through 66-Deg Lateral - - - Horizontal Cone Through 71-Deg Vertical

REPORT NUMBER: P385657

CATALOG NUMBER: GWC-SA1B-727-U-SL2

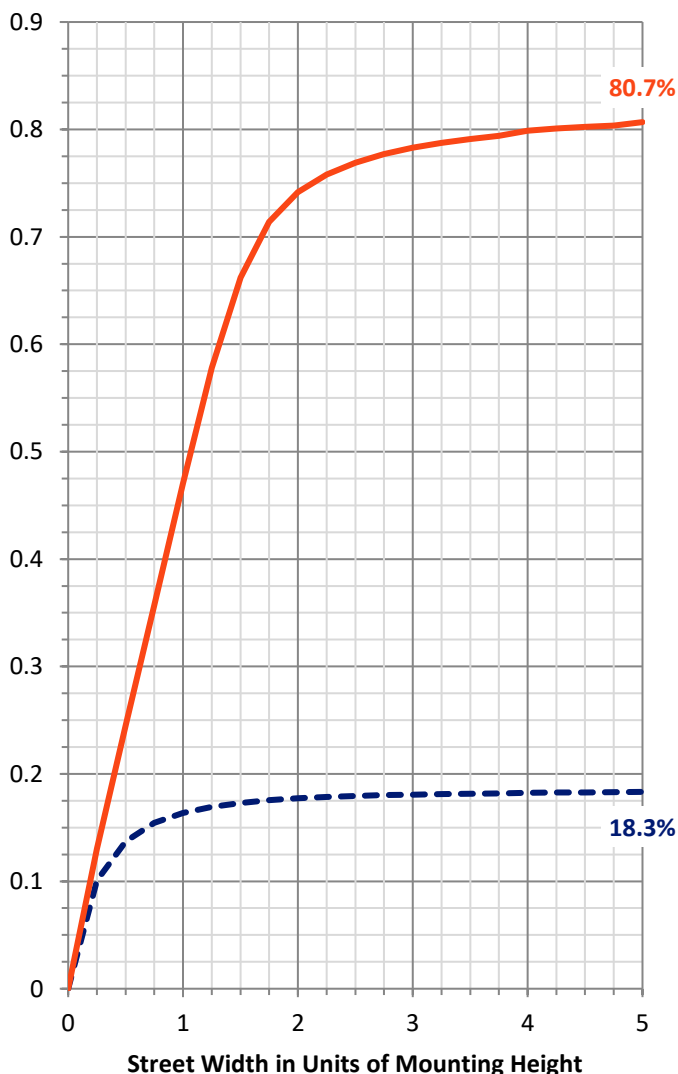
FLUX DISTRIBUTION:

		Downward	Upward	Total
House Side	Lumens	926.5	0.0	926.5
	% Fixture	18.5	0.0	18.5
Street Side	Lumens	4072.5	0.0	4072.5
	% Fixture	81.5	0.0	81.5
Total	Lumens	4999.0	0.0	4999.0
	% Fixture	100.0	0.0	100.0

ZONAL LUMENS:

Zone	Lumens	% Fixture
0°-10°	100.8	2.0
10°-20°	241.8	4.8
20°-30°	324.8	6.5
30°-40°	427.2	8.5
40°-50°	621.5	12.4
50°-60°	970.8	19.4
60°-70°	1216.1	24.3
70°-80°	927.6	18.6
80°-90°	168.4	3.4
90°-100°	0.0	0.0
100°-110°	0.0	0.0
110°-120°	0.0	0.0
120°-130°	0.0	0.0
130°-140°	0.0	0.0
140°-150°	0.0	0.0
150°-160°	0.0	0.0
160°-170°	0.0	0.0
170°-180°	0.0	0.0
0°-90°	4999.0	100.0
0°-180°	4999.0	100.0

Coefficient of Utilization



REPORT NUMBER: P385657

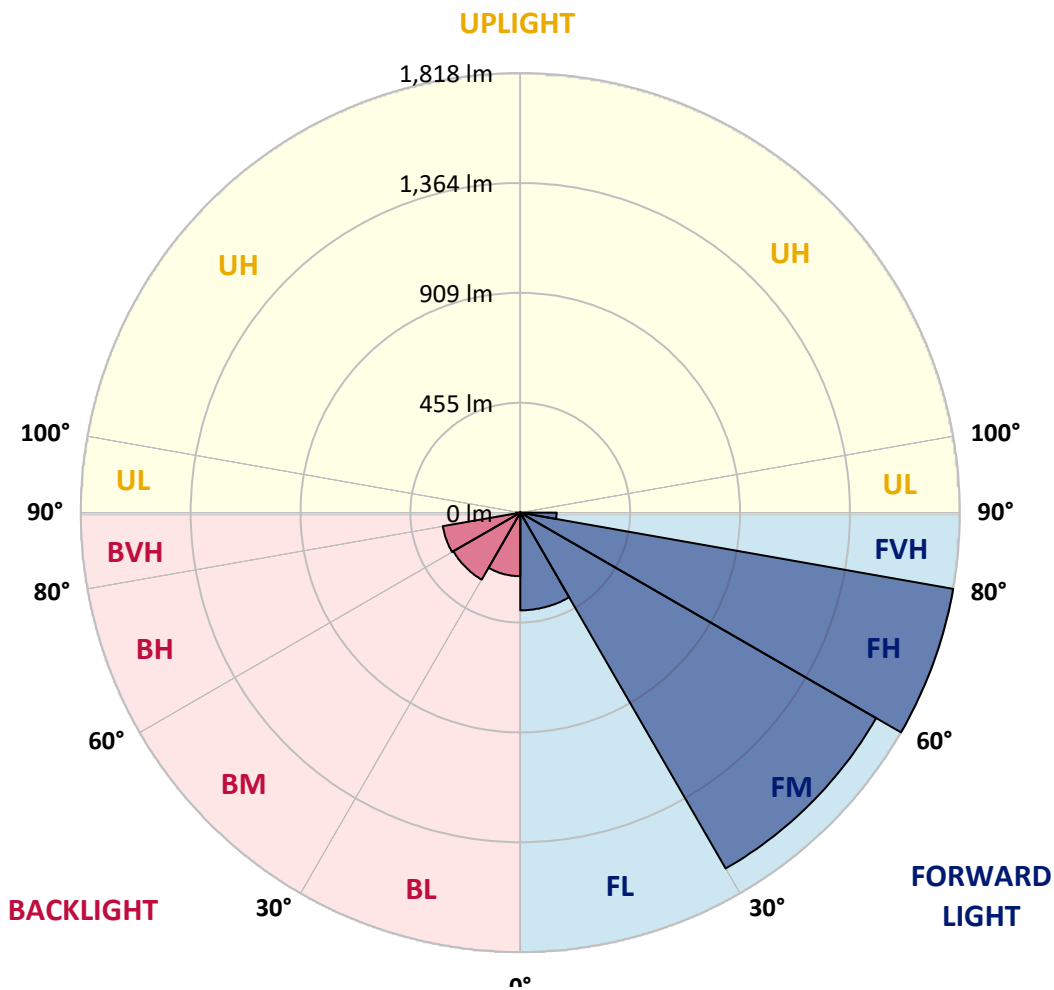
CATALOG NUMBER: GWC-SA1B-727-U-SL2

LUMINAIRE CLASSIFICATION SYSTEM LUMEN TABLE AND BUG RATING:

Zone	Lumens	% Fixture	Zone Rating/Lumen Limit		
			B	U	G
FL (0°-30°)	404.2	8.1			
FM (30°-60°)	1699.9	34.0			
FH (60°-80°)	1818.2	36.4			G2/5000
FVH (80°-90°)	150.2	3.0			G2/225
BL (0°-30°)	263.1	5.3	B1/500		
BM (30°-60°)	319.6	6.4	B1/1000		
BH (60°-80°)	325.5	6.5	B1/500		G1/500
BVH (80°-90°)	18.2	0.4			G1/100
UL (90°-100°)	0.0	0.0		U0/0	
UH (100°-180°)	0.0	0.0		U0/0	

BUG Rating: B1-U0-G2

Type III Medium





REPORT NUMBER: P385657
 CATALOG NUMBER: GWC-SA1B-727-U-SL2

CANDELA DISTRIBUTION (FULL):

	0°	5°	15°	25°	35°	45°	55°	65°	66°	75°	85°
0°	1145.2	1145.2	1145.2	1145.2	1145.2	1145.2	1145.2	1145.2	1145.2	1145.2	1145.2
2.5°	1123.9	1122.2	1127.4	1132.7	1134.8	1138.3	1143.4	1146.4	1146.2	1146.7	1145.0
5°	1049.4	1047.1	1057.5	1066.0	1082.2	1100.5	1122.7	1138.6	1139.0	1147.9	1150.4
7.5°	978.8	977.2	989.1	1002.8	1021.6	1049.6	1085.6	1119.8	1121.9	1146.2	1154.7
10°	922.2	921.8	933.4	948.2	970.2	1001.4	1042.8	1092.9	1096.0	1137.9	1155.4
12.5°	878.0	878.7	888.7	905.6	928.7	961.4	1006.2	1062.7	1067.7	1124.8	1151.4
15°	845.4	848.1	856.2	873.3	896.1	929.3	975.3	1034.7	1042.3	1110.1	1149.1
17.5°	826.7	829.8	835.5	849.7	871.1	903.0	946.7	1011.8	1018.7	1098.9	1149.3
20°	821.2	823.8	827.1	835.7	853.8	882.8	924.1	991.0	998.5	1089.9	1151.0
22.5°	832.1	834.0	834.3	833.6	844.7	868.3	907.7	975.9	983.8	1084.1	1152.3
25°	855.4	858.0	856.1	849.7	846.1	860.6	899.2	965.8	973.8	1079.8	1149.8
27.5°	890.4	890.8	889.2	880.9	863.8	861.4	896.6	960.0	967.6	1074.8	1144.8
30°	938.1	940.3	937.5	926.3	898.4	875.2	899.7	954.3	961.2	1068.4	1136.7
32.5°	993.8	999.3	999.2	987.4	947.4	906.1	912.5	950.8	956.2	1061.6	1126.9
35°	1051.6	1059.2	1073.4	1068.4	1018.8	955.0	937.0	956.4	960.0	1060.8	1120.0
37.5°	1111.7	1119.3	1148.5	1161.9	1103.9	1024.9	975.7	975.9	977.6	1071.3	1119.5
40°	1174.5	1182.6	1226.5	1261.5	1214.2	1113.4	1038.0	1016.6	1014.7	1097.2	1129.6
42.5°	1262.5	1269.8	1322.4	1367.1	1336.6	1226.8	1124.1	1079.4	1075.4	1147.9	1162.3
45°	1373.9	1380.1	1436.0	1483.8	1468.1	1356.3	1232.3	1165.9	1165.2	1232.5	1228.4
47.5°	1506.2	1511.1	1561.3	1607.6	1613.3	1505.2	1368.3	1299.3	1288.1	1348.5	1330.7
50°	1644.1	1649.5	1683.7	1733.4	1775.7	1704.6	1543.4	1462.8	1447.7	1501.6	1475.7
52.5°	1735.5	1742.5	1772.2	1835.2	1958.3	1923.1	1750.3	1660.9	1638.1	1687.1	1667.3
55°	1694.7	1710.6	1756.0	1857.0	2104.3	2256.9	2005.6	1892.0	1866.3	1907.0	1895.3
57.5°	1509.5	1531.3	1593.2	1749.1	2124.8	2551.0	2391.5	2164.2	2146.1	2134.3	2139.7
60°	1171.1	1191.9	1268.8	1471.9	1981.7	2765.7	2972.3	2499.7	2473.5	2362.5	2367.3
62.5°	828.8	818.3	870.9	1019.5	1610.3	2790.9	3633.1	2948.5	2862.2	2603.4	2582.2
65°	632.0	629.6	653.3	700.6	975.3	2489.4	4026.8	3702.7	3567.9	2886.8	2836.8
67.5°	519.3	515.0	538.3	607.2	628.1	1606.0	4035.5	4577.8	4445.4	3239.6	3131.2
70°	427.0	422.2	443.9	532.8	580.4	814.5	3396.3	5090.2	5083.1	3686.3	3353.5
71°	382.8	379.4	405.4	504.2	570.3	678.8	2932.4	5091.6	5112.8	3837.5	3340.4
72.5°	311.7	312.9	340.5	448.7	562.7	599.4	2155.2	4854.3	4899.1	3981.6	3221.2
75°	207.1	208.2	244.4	345.2	545.6	586.5	1184.5	4073.3	4155.8	3895.3	2939.3
77.5°	139.1	138.8	163.4	236.8	475.3	586.5	694.5	3046.5	3137.1	3099.5	2266.0
80°	95.8	95.1	112.5	163.4	359.9	593.6	536.9	2135.0	2162.5	1673.8	921.0
82.5°	58.7	59.2	73.5	115.5	244.9	534.2	506.9	1164.2	1134.3	469.5	230.1
85°	33.7	33.5	46.9	78.2	157.2	450.8	494.3	501.0	459.6	141.4	83.2
87.5°	12.1	12.9	25.2	43.3	90.1	314.0	419.4	260.6	234.9	63.9	37.6
90°	0.0	0.0	0.0	0.0	0.0	0.0	0.0	0.0	0.0	0.0	0.0



REPORT NUMBER: P385657

CATALOG NUMBER: GWC-SA1B-727-U-SL2

CANDELA DISTRIBUTION (continued):

	90°	95°	105°	115°	125°	135°	145°	155°	165°	175°	180°
0°	1145.2	1145.2	1145.2	1145.2	1145.2	1145.2	1145.2	1145.2	1145.2	1145.2	1145.2
2.5°	1143.8	1144.8	1143.6	1136.7	1130.8	1121.4	1116.0	1108.6	1106.3	1105.3	1108.1
5°	1148.1	1148.5	1138.3	1120.1	1099.8	1075.8	1058.5	1037.3	1027.3	1023.0	1025.7
7.5°	1152.1	1150.5	1128.3	1093.6	1055.9	1014.2	977.1	943.1	923.2	915.1	915.8
10°	1152.6	1146.0	1110.3	1056.6	998.3	937.0	880.1	827.6	794.5	772.9	779.4
12.5°	1147.2	1136.2	1083.9	1008.8	927.9	844.3	767.4	688.7	641.4	619.4	620.1
15°	1143.1	1123.1	1051.5	952.6	843.8	733.2	628.1	535.6	485.2	462.7	452.2
17.5°	1139.7	1108.9	1013.8	889.2	744.6	604.3	477.9	395.4	367.8	361.2	358.5
20°	1134.8	1093.9	971.9	815.9	631.5	460.0	349.0	308.3	308.4	316.0	317.1
22.5°	1128.1	1076.8	927.2	733.5	510.2	335.0	273.6	261.8	273.7	288.2	290.8
25°	1118.1	1056.6	877.5	642.6	389.0	257.5	233.7	233.2	247.7	262.9	265.1
27.5°	1103.9	1030.2	822.2	544.9	286.7	218.9	209.4	213.0	223.7	234.7	235.6
30°	1084.9	999.5	761.3	441.8	224.7	194.9	193.8	197.1	203.7	211.4	212.1
32.5°	1064.1	968.3	696.3	342.1	192.4	181.9	183.0	184.5	187.6	190.7	191.4
35°	1045.1	936.3	629.6	259.9	177.1	173.5	172.8	172.4	172.8	171.7	171.9
37.5°	1032.8	909.9	560.2	206.9	168.3	166.0	164.0	161.4	158.4	156.7	157.1
40°	1028.3	890.2	490.0	178.8	161.0	159.5	155.5	150.0	146.5	145.5	145.5
42.5°	1040.4	880.1	422.2	164.7	155.0	152.4	145.8	139.5	136.9	136.7	136.5
45°	1077.3	884.2	357.6	156.9	149.5	144.5	135.8	130.5	128.8	129.1	128.9
47.5°	1143.6	910.3	302.4	151.7	143.9	137.4	127.7	123.4	121.3	121.3	121.5
50°	1256.3	971.2	258.4	147.4	139.3	130.8	121.9	116.5	113.7	113.6	113.6
52.5°	1420.5	1080.3	230.9	143.8	134.1	125.0	116.0	109.3	106.0	105.3	104.9
55°	1626.2	1236.6	223.3	141.4	127.2	118.6	108.9	102.2	98.6	97.0	96.8
57.5°	1856.3	1426.9	238.4	138.4	120.1	111.0	101.1	94.8	91.0	89.1	88.9
60°	2089.1	1634.5	299.6	134.3	114.3	102.7	93.2	87.3	83.5	81.5	81.1
62.5°	2322.3	1853.3	424.8	133.9	110.1	94.8	85.1	80.1	76.5	74.2	73.7
65°	2585.3	2092.9	567.0	143.1	108.7	87.5	76.8	72.8	69.7	67.7	67.5
67.5°	2887.4	2363.4	553.3	161.9	113.4	80.9	69.0	65.9	63.7	62.0	61.8
70°	3029.1	2321.1	344.0	175.2	120.0	74.6	61.6	59.4	57.6	56.4	55.9
71°	2969.7	2203.9	288.4	173.6	119.3	71.8	58.7	57.0	55.2	54.2	53.7
72.5°	2807.8	2009.9	240.6	161.5	111.5	66.8	54.9	53.2	51.6	50.4	50.1
75°	2519.6	1795.0	192.6	129.1	88.9	56.4	48.2	46.3	45.0	44.4	43.7
77.5°	1852.1	1281.0	149.0	102.0	65.4	46.1	41.1	39.7	38.5	37.5	36.9
80°	709.5	496.2	100.3	76.1	48.0	36.4	33.1	32.4	31.2	30.5	30.5
82.5°	191.1	148.3	53.5	46.1	32.1	26.6	25.4	25.0	24.0	22.6	22.8
85°	77.3	65.4	30.0	25.4	19.7	15.7	17.1	17.3	16.1	14.3	14.5
87.5°	34.0	27.8	16.7	11.2	8.6	6.0	7.8	7.8	7.1	5.9	5.4
90°	0.0	0.0	0.0	0.0	0.0	0.0	0.0	0.0	0.0	0.0	0.0

Signify Classified - Internal
Cooper Lighting Solutions Photometric Lab
1121 Highway 74 South
Peachtree City, GA 30269

Scaled Data Report



Report Generated By 670245982

Signify Classified - Internal
Cooper Lighting Solutions Photometric Lab
1121 Highway 74 South
Peachtree City, GA 30269

Scaled Data Report



Signify Classified - Internal
Cooper Lighting Solutions Photometric Lab
1121 Highway 74 South
Peachtree City, GA 30269

Scaled Data Report



Signify Classified - Internal
Cooper Lighting Solutions Photometric Lab
1121 Highway 74 South
Peachtree City, GA 30269

Scaled Data Report





--- HS — SS

Signify Classified - Internal
Cooper Lighting Solutions Photometric Lab
1121 Highway 74 South
Peachtree City, GA 30269

Scaled Data Report



u

Signify Classified - Internal
Cooper Lighting Solutions Photometric Lab
1121 Highway 74 South
Peachtree City, GA 30269

Scaled Data Report



Signify Classified - Internal
Cooper Lighting Solutions Photometric Lab
1121 Highway 74 South
Peachtree City, GA 30269

Scaled Data Report



(END OF REPORT)